

ASSESSMENT SHEET FOR NUMBER '1' (PLAYGROUP)

Name: _____

School: _____

Date: _____



Total marks: 20

Obtained marks: _____

Listening

Q 1. Listen to your teacher carefully and circle the correct number.

/5



Speaking & Reading

Q 2. Read the number and tell its name.



/5



Writing

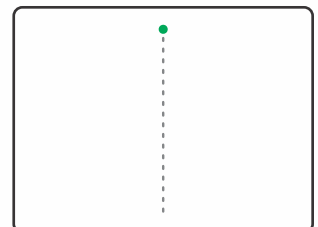
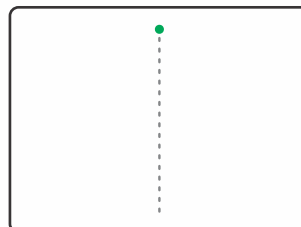
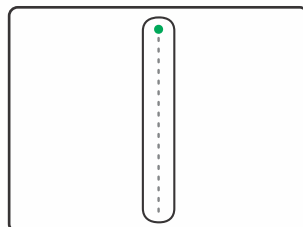
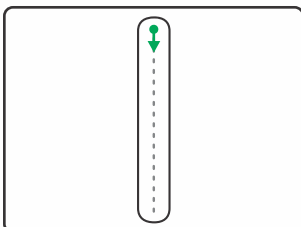
Q 3. Count the object and circle the correct number.

/5



Q 4. Trace the number.

/5



ASSESSMENT SHEET FOR NUMBER '2' (PLAYGROUP)

Name: _____

School: _____

Date: _____



Total marks: 20

Obtained marks: _____

Listening

Q 1. Listen to your teacher carefully and circle the correct number.

/5



Speaking & Reading

Q 2. Read the number and tell its name.

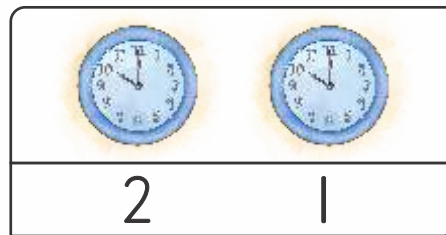

/5



Writing

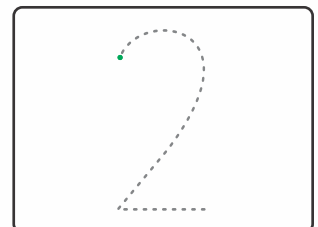
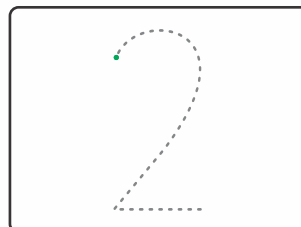

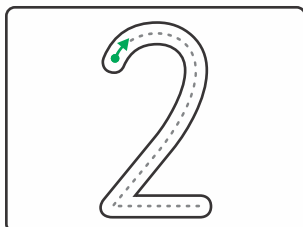
Q 3. Count the object and circle the correct number.

/5



Q 4. Trace the number.

/5



ASSESSMENT SHEET FOR NUMBER '3' (PLAYGROUP)

Name: _____

School: _____

Date: _____



Total marks: 20

Obtained marks: _____

Listening

Q 1. Listen to your teacher carefully and circle the correct number. /5




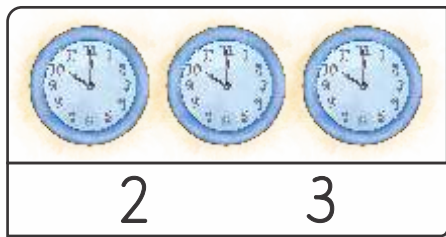
Speaking & Reading

Q 2. Read the number and tell its name. /5

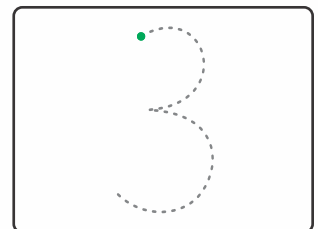
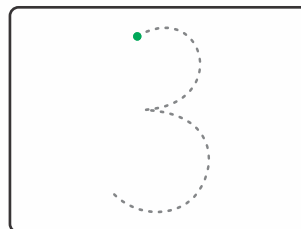
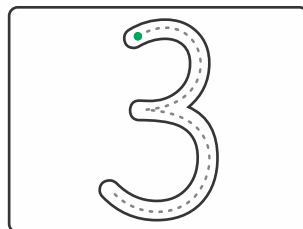



Writing

Q 3. Count the object and circle the correct number. /5



Q 4. Trace the number. /5



ASSESSMENT SHEET FOR NUMBER '4' (PLAYGROUP)

Name: _____

School: _____

Date: _____



Total marks: 20

Obtained marks: _____

Listening

Q 1. Listen to your teacher carefully and circle the correct number. /5




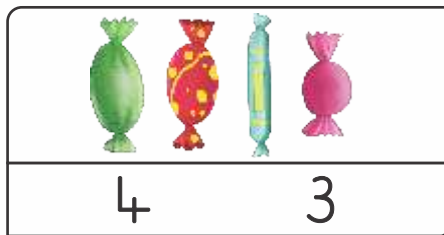
Speaking & Reading

Q 2. Read the number and tell its name. /5

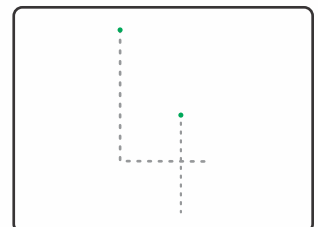
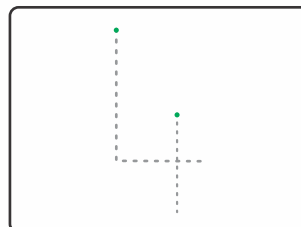
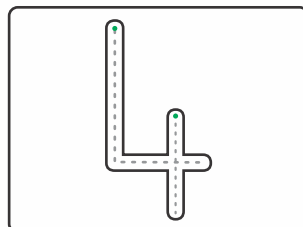
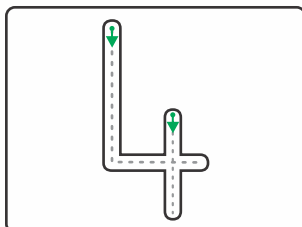


Writing

Q 3. Count the object and circle the correct number. /5



Q 4. Trace the number. /5



ASSESSMENT SHEET FOR NUMBER '5' (PLAYGROUP)

Name: _____

School: _____

Date: _____



Total marks: 20

Obtained marks: _____

Listening

Q 1. Listen to your teacher carefully and circle the correct number.

/5



Speaking & Reading

Q 2. Read the number and tell its name.

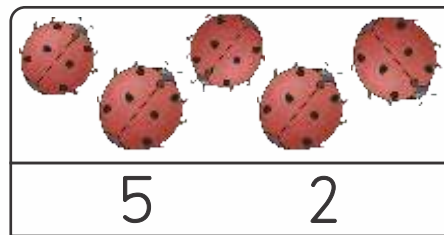

/5



Writing

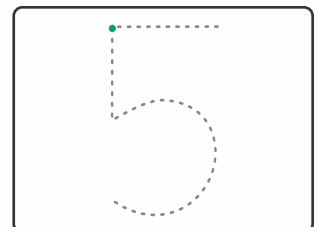
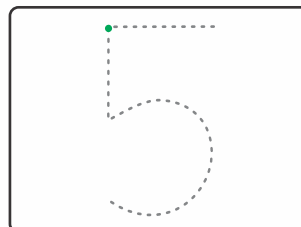
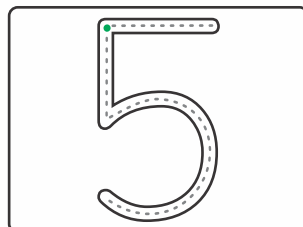
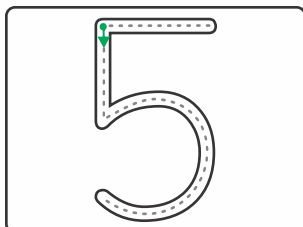
Q 3. Count the object and circle the correct number.

/5



Q 4. Trace the number.

/5



ASSESSMENT SHEET FOR NUMBER '6' (PLAYGROUP)

Name: _____

School: _____

Date: _____



Total marks: 20

Obtained marks: _____

Listening

Q 1. Listen to your teacher carefully and circle the correct number. /5





Speaking & Reading

Q 2. Read the number and tell its name. /5

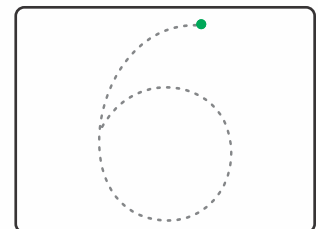
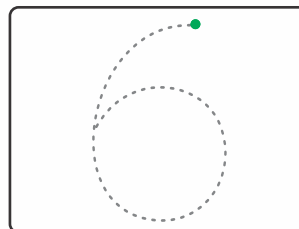
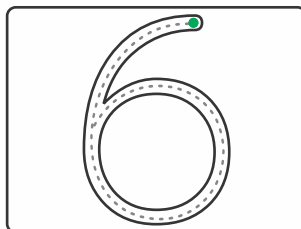
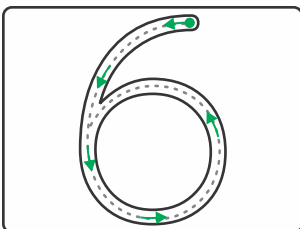


Writing

Q 3. Count the object and circle the correct number. /5



Q 4. Trace the number. /5



ASSESSMENT SHEET FOR NUMBER '7' (PLAYGROUP)

Name: _____

School: _____

Date: _____



Total marks: 20

Obtained marks: _____

Listening

Q 1. Listen to your teacher carefully and circle the correct number. /5



Speaking & Reading

Q 2. Read the number and tell its name. /5

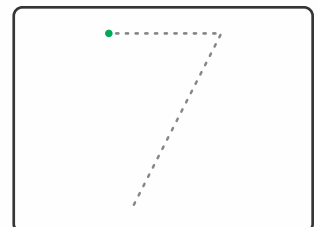
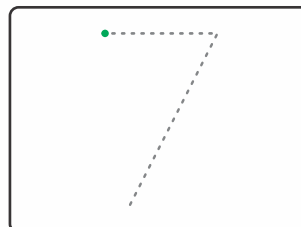
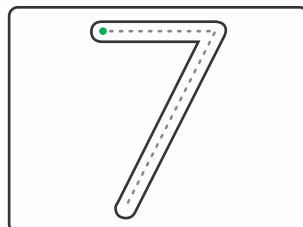
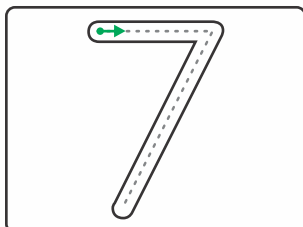


Writing

Q 3. Count the object and circle the correct number. /5



Q 4. Trace the number. /5



ASSESSMENT SHEET FOR NUMBER '8' (PLAYGROUP)

Name: _____

School: _____

Date: _____



Total marks: 20

Obtained marks: _____

Listening

Q 1. Listen to your teacher carefully and circle the correct number. /5





Speaking & Reading

Q 2. Read the number and tell its name. /5

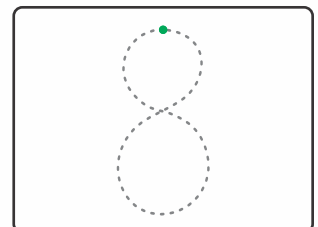
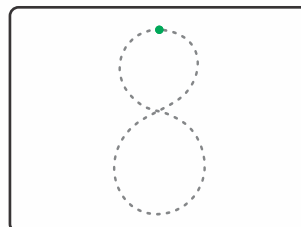
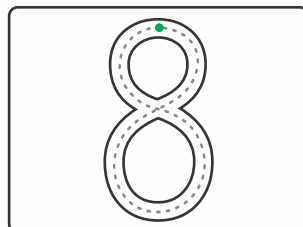
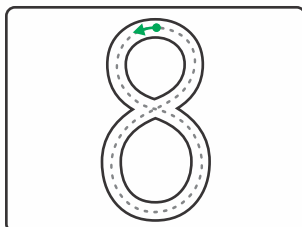


Writing

Q 3. Count the object and circle the correct number. /5



Q 4. Trace the number. /5



ASSESSMENT SHEET FOR NUMBER '9' (PLAYGROUP)

Name: _____

School: _____

Date: _____



Total marks: 20

Obtained marks: _____

Listening

Q 1. Listen to your teacher carefully and circle the correct number. /5





Speaking & Reading

Q 2. Read the number and tell its name. /5

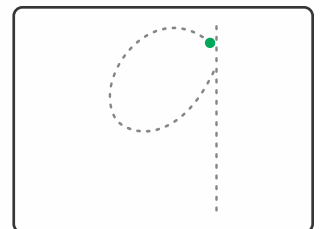
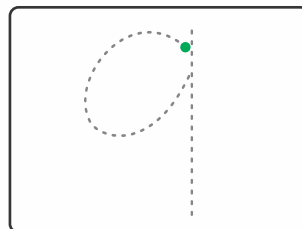
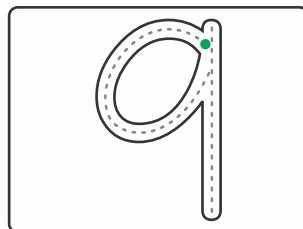
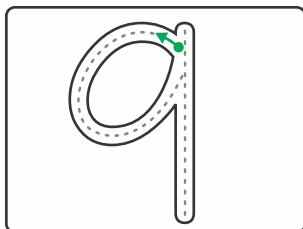


Writing

Q 3. Count the object and circle the correct number. /5



Q 4. Trace the number. /5



ASSESSMENT SHEET FOR NUMBER '10' (PLAYGROUP)

Name: _____

School: _____

Date: _____



Total marks: 20

Obtained marks: _____

Listening

Q 1. Listen to your teacher carefully and circle the correct number.

/5



Speaking & Reading

Q 2. Read the number and tell its name.

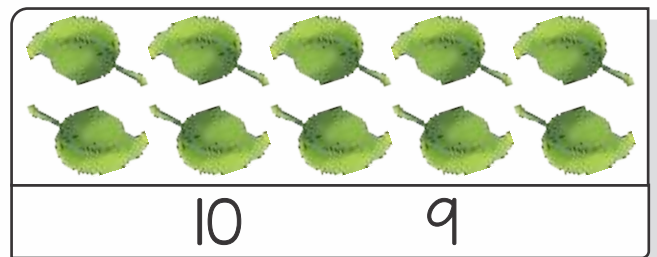
/5



Writing

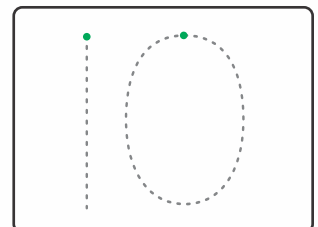
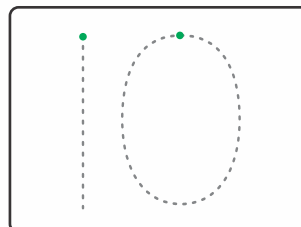
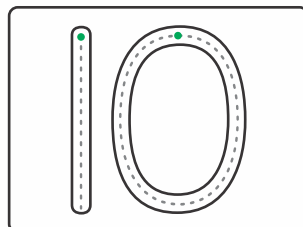
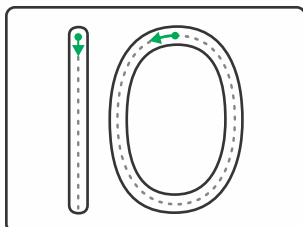
Q 3. Count the object and circle the correct number.

/5



Q 4. Trace the number.

/5



ASSESSMENT SHEET FOR 'MISSING NUMBERS AND COUNTING THE OBJECTS' (PLAYGROUP)

Name: _____

School: _____

Date: _____

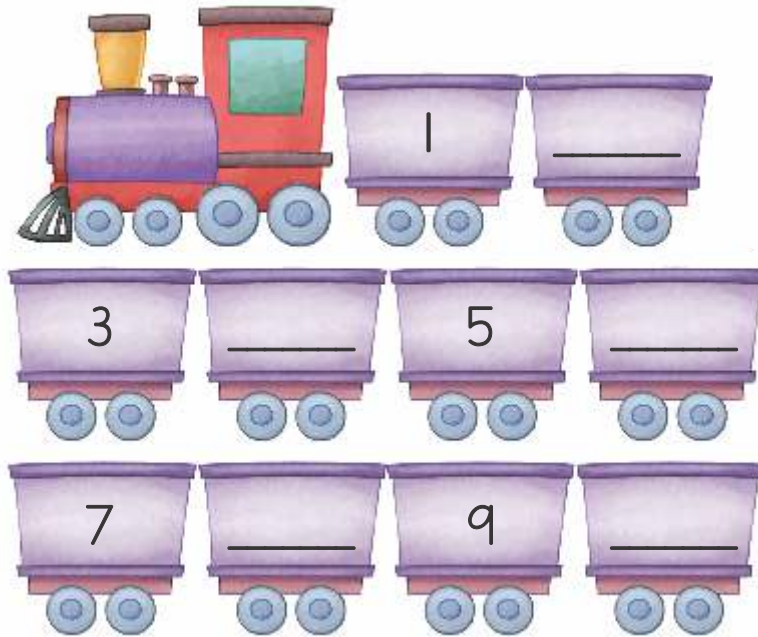


Total marks: 10

Obtained marks: _____

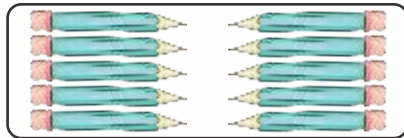

Q 1. Write the missing numbers.

/5



Q 2. Count and write the number of objects.

/5



ASSESSMENT SHEET FOR 'SHAPES' (PLAYGROUP)

Name: _____

School: _____

Date: _____

Total marks:5

Obtained marks: _____



Q 1. Trace the Shapes.

/5

