

ASSESSMENT SHEET FOR NUMBER '1' (NURSERY)

Name: _____

School: _____

Date: _____

Total Marks: 20

Obtained Marks: _____

=====

LISTENING

Q1. Listen to your teacher carefully and circle the correct number. /5


1 2

SPEAKING AND READING


Q2. Read the number and tell its name. /5

1 2

Q3. Count the object and circle the correct number. /5



1 2



1 2

WRITING

Q4. Write the number. /5

1	1

ASSESSMENT SHEET FOR NUMBER '3' (NURSERY)

Name: _____

School: _____

Date: _____

Total Marks: 20

Obtained Marks: _____

=====

LISTENING

Q1. Listen to your teacher carefully and circle the correct number. /5

3 1

SPEAKING AND READING

Q2. Read the number and tell its name. /5

7 3

Q3. Count the object and circle the correct number. /5



3 4



3 4

WRITING

Q4. Write the number. /5

3	3

ASSESSMENT SHEET FOR NUMBER '6' (NURSERY)

Name: _____

School: _____

Date: _____

Total Marks: 20

Obtained Marks: _____

=====

LISTENING

Q1. Listen to your teacher carefully and circle the correct number. /5


6 1

SPEAKING AND READING


Q2. Read the number and tell its name. /5

4 6

Q3. Count the object and circle the correct number. /5



6 7



6 7

WRITING

Q4. Write the number. /5

6	6

ASSESSMENT SHEET FOR NUMBER '12' (NURSERY)

Name: _____

School: _____

Date: _____

Total Marks: 20

Obtained Marks: _____

=====

LISTENING

Q1. Listen to your teacher carefully and circle the correct number. /5

12 9

SPEAKING AND READING

Q2. Read the number and tell its name. /5

9 12

Q3. Count the object and circle the correct number. /5



12 9



12 9

WRITING

Q4. Write the number. /5

12	12

ASSESSMENT SHEET FOR NUMBER '14' (NURSERY)

Name: _____

School: _____

Date: _____

Total Marks: 20

Obtained Marks: _____

=====

LISTENING

Q1. Listen to your teacher carefully and circle the correct number. /5


14 **10**

SPEAKING AND READING

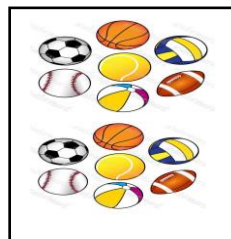
Q2. Read the number and tell its name. /5

10 **14**

Q3. Count the object and circle the correct number. /5



14 **12**



14 **12**

WRITING

Q4. Write the number. /5

14	14

ASSESSMENT SHEET FOR NUMBER '18' (NURSERY)

Name: _____

School: _____

Date: _____

Total Marks: 20

Obtained Marks: _____

=====

LISTENING

Q1. Listen to your teacher carefully and circle the correct number. /5


18 13

SPEAKING AND READING


Q2. Read the number and tell its name. /5

13 18

Q3. Count the object and circle the correct number. /5



18 13



18 13

WRITING

Q4. Write the number. /5

18	18

ASSESSMENT SHEET FOR NUMBER '19' (NURSERY)

Name: _____

School: _____

Date: _____

Total Marks: 20

Obtained Marks: _____

=====

LISTENING

Q1. Listen to your teacher carefully and circle the correct number. /5


19 **14**

SPEAKING AND READING

Q2. Read the number and tell its name. /5

14 **19**

Q3. Count the object and circle the correct number. /5



19 **14**

19 **14**

WRITING

Q4. Write the number. /5

19	19

ASSESSMENT SHEET FOR NUMBER '24' (NURSERY)

Name: _____

School: _____

Date: _____

Total Marks: 20

Obtained Marks: _____

=====

LISTENING

Q1. Listen to your teacher carefully and circle the correct number. /5

24 **22**

SPEAKING AND READING


Q2. Read the number and tell its name. /5

22 **24**

Q3. Count the object and circle the correct number. /5



24 **3**



24 **3**

WRITING

Q4. Write the number. /5

24	24

ASSESSMENT SHEET FOR NUMBER '25' (NURSERY)

Name: _____

School: _____

Date: _____

Total Marks: 20

Obtained Marks: _____

=====

LISTENING

Q1. Listen to your teacher carefully and circle the correct number. /5


25 **16**

SPEAKING AND READING


Q2. Read the number and tell its name. /5

16 **25**

Q3. Count the object and circle the correct number. /5



25 **8**



25 **8**

WRITING

Q4. Write the number. /5

25	25

ASSESSMENT SHEET FOR NUMBER '29' (NURSERY)

Name: _____

School: _____

Date: _____

Total Marks: 20

Obtained Marks: _____

=====

LISTENING

Q1. Listen to your teacher carefully and circle the correct number. /5


29 **14**

SPEAKING AND READING


Q2. Read the number and tell its name. /5

14 **29**

Q3. Count the object and circle the correct number. /5



29 **13**



29 **13**

WRITING

Q4. Write the number. /5

13	13

ASSESSMENT SHEET FOR NUMBER '30' (NURSERY)

Name: _____

School: _____

Date: _____

Total Marks: 20

Obtained Marks: _____

=====

LISTENING

Q1. Listen to your teacher carefully and circle the correct number. /5

30

28

SPEAKING AND READING

Q2. Read the number and tell its name. /5


28

30

Q3. Count the object and circle the correct number. /5



30 24



30 24

WRITING

Q4. Write the number. /5

30	30