

ASSESSMENT SHEET FOR 'NUMBERS' (KG)

Name: _____

School: _____

Date: _____

Total Marks: 15

Obtained Marks: _____

=====

Q1. Write down numbers in words.

/5

26

18

39

19

42

Q2. Write down backward counting 30 – 20.

/5

30						

Q3. Read the given ones and tens and write down the numbers accordingly.

/5

4	6
2	8
7	3
3	2
1	0

ASSESSMENT SHEET FOR 'NUMBERS' (KG)

Name: _____

School: _____

Date: _____

Total Marks: 25

Obtained Marks: _____

Q1. Write down numbers in words.

/5

44	_____	
50	_____	
27	_____	
16	_____	
39	_____	

Q2. Write comes before?

/5

	27		33
	40		50
		21	

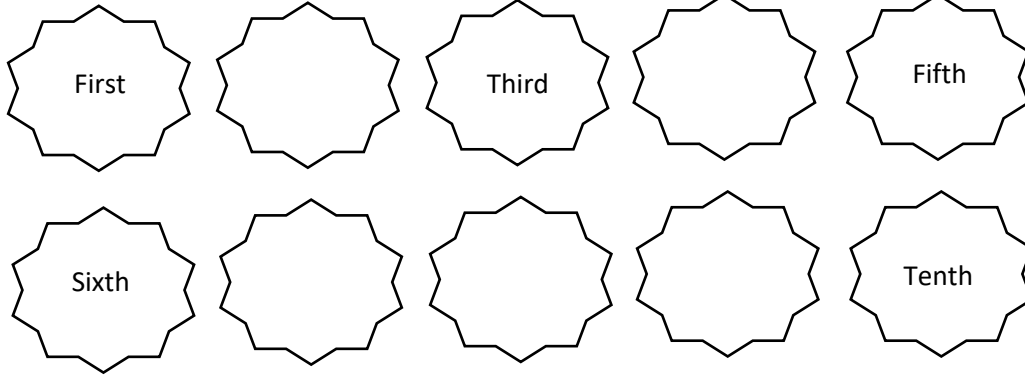
Q3. What comes after?

/5

11		19	
29		36	
44			

Q4. Complete the ordinal numbers.

/5



Q5. Write down days of the week.

/5

ASSESSMENT SHEET FOR 'ADDITION' (KG)

Name: _____

School: _____

Date: _____

Total Marks: 20

Obtained Marks: _____

Q1. Count and add the objects.

/5



$$\underline{\quad} + \underline{\quad} = \underline{\quad}$$

$$\underline{\quad} + \underline{\quad} = \underline{\quad}$$

$$\underline{\quad} + \underline{\quad} = \underline{\quad}$$

$$\underline{\quad} + \underline{\quad} = \underline{\quad}$$

$$\underline{\quad} + \underline{\quad} = \underline{\quad}$$

Q2. Add two more and write how many altogether.

/5



$$+ \underline{\quad} = \square$$



$$+ \underline{\quad} = \square$$



$$+ \underline{\quad} = \square$$



$$+ \underline{\quad} = \square$$



$$+ \underline{\quad} = \square$$

Q3. Add these.

/5

$4 + 3 = \square$

$6 + 4 = \square$

$5 + 4 = \square$

$7 + 5 = \square$

$6 + 3 = \square$

Q4. Add these numbers.

/5

	T	O
	1	3
+		2
<hr/>		
<hr/>		

	T	O
	1	5
+		4
<hr/>		
<hr/>		

	T	O
	1	7
+		0
<hr/>		
<hr/>		

	T	O
	1	8
+		1
<hr/>		
<hr/>		

	T	O
	1	1
+		7
<hr/>		
<hr/>		

ASSESSMENT SHEET FOR 'TENS AND ONES' (KG)

Name: _____

School: _____

Date: _____

Total Marks: 10

Obtained Marks: _____

Q1. Write the numbers in Tens and ones.

/5

Tens	Ones

Tens	Ones

Tens	Ones

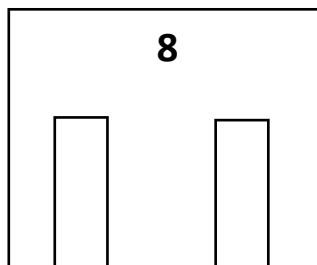
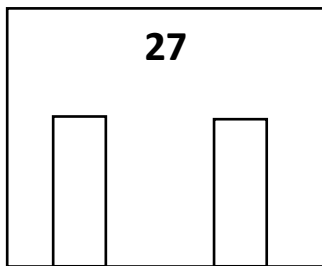
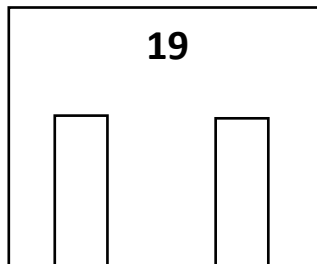
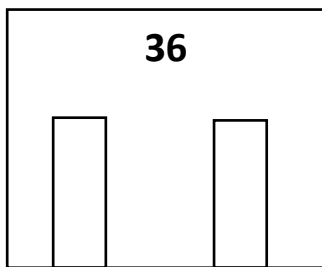
Tens	Ones

Tens	Ones

Tens	Ones

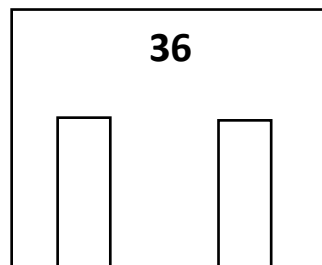
Q2. Draw beads to show the numbers in tens and ones.

/5



Tens Ones

Tens Ones



Tens Ones

ASSESSMENT SHEET FOR 'ASCENDING AND DESCENDING' (KG)

Name: _____

School: _____

Date: _____

Total Marks: 10

Obtained Marks: _____

=====

Q1. Arrange the numbers in increasing order.

/5

16 32 9 18

→

Q2. Arrange the numbers in decreasing order.

/5

36 18 42 7

→

Q3. Encircle the smaller number.

/5

24 14

24 14

Q4. Encircle the bigger number.

/5

18 16

16 43

Q5. Encircle the smallest number.

/5

31 36 13

15 19 50

Q6. Encircle the biggest number.

/5

17 20 18

15 29 17

ASSESSMENT SHEET FOR 'SUBTRACTION' (KG)

Name: _____

School: _____

Date: _____

Total Marks: 15

Obtained Marks: _____

Q1. How many are left?

/5

Take away 4



How many are left?

Take away 1



How many are left?

Take away 2



How many are left?

Take away 3



How many are left?

Take away 5



How many are left?

Q2. Draw different objects to show the subtraction.

/5

$4 - 2 =$

$6 - 2 =$

$7 - 3 =$

$5 - 2 =$

$7 - 1 =$

Q3. Subtract these:

/5

T O

1 0

- 6

T O

1 0

- 9

T O

1 0

- 7

T O

1 0

- 5

T O

1 0

- 8

ASSESSMENT SHEET FOR 'SHAPES AND PATTERN' (KG)

Name: _____

School: _____

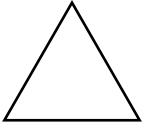
Date: _____

Total Marks: 15


Obtained Marks: _____


Q1. Name the following shapes.


/5












Q2. Complete the pattern.

/5






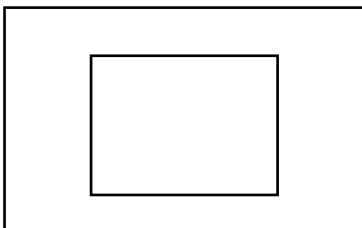

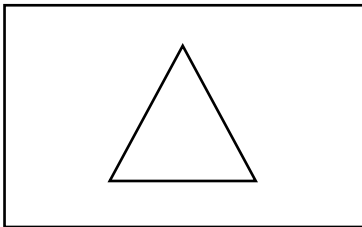




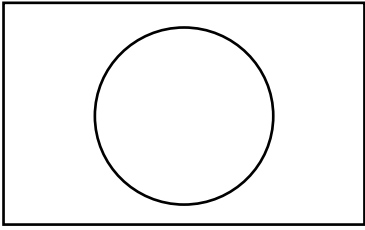




Q3. Draw an object similar to the following shapes.

/5





ASSESSMENT SHEET FOR 'HEAVY AND LIGHT' (KG)

Name: _____

School: _____


Date: _____

Total Marks: 10

Obtained Marks: _____

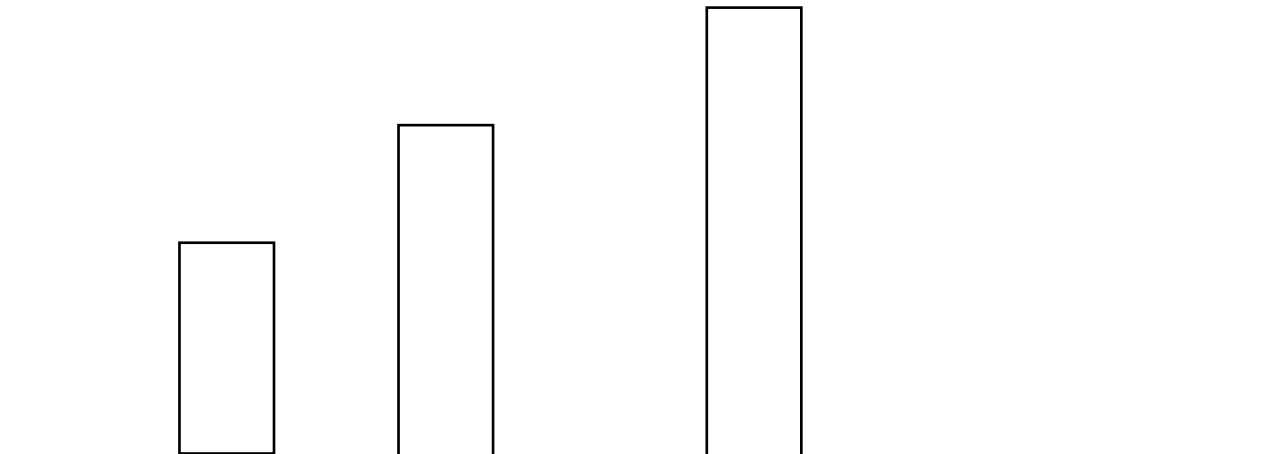
Q1. Put a tick ✓ on the lighter object.

/5



Q2. Which building is the biggest one.

/5



ASSESSMENT SHEET FOR 'MONEY' (KG)

Name: _____

School: _____

Date: _____

Total Marks: 10

Obtained Marks: _____

Q1. Buy the following thing out the coins.

/10

Rs.2



Rs.7




Rs.12



Rs.18




Rs.



Blank space for writing the amount to buy the bear.



Blank space for writing the amount to buy the sunflower.



Blank space for writing the amount to buy the crayon.



Blank space for writing the amount to buy the backpack.



Blank space for writing the amount to buy the drum.